



Sapa Mentari

Sajian Pagi Menu Trading dari BRI Danareksa Sekuritas

Kamis, 01 Desember 2022



Disclaimer

The information contained in this report has been taken from sources which we deem reliable. However, none of BRI Danareksa Sekuritas and/or its affiliated companies and/or their respective employees and/or agents makes any representation or warranty (express or implied) or accepts any responsibility or liability as to, or in relation to, the accuracy or completeness of the information and opinions contained in this report or as to any information contained in this report or any other such information or opinions remaining unchanged after the issue thereof.

We expressly disclaim any responsibility or liability (express or implied) of BRI Danareksa Sekuritas, its affiliated companies and their respective employees and agents whatsoever and howsoever arising (including, without limitation for any claims, proceedings, action, suits, losses, expenses, damages or costs) which may be brought against or suffered by any person as a result of acting in reliance upon the whole or any part of the contents of this report and neither BRI Danareksa Sekuritas, its affiliated companies or their respective employees or agents accepts liability for any errors, omissions or misstatements, negligent or otherwise, in the report and any liability in respect of the report or any inaccuracy therein or omission there from which might otherwise arise is hereby expressly disclaimed.

The information contained in this report is not to be taken as any recommendation made by BRI Danareksa Sekuritas or any other person to enter into any agreement with regard to any investment mentioned in this document. This report is prepared for general circulation. It does not have regard to the specific person who may receive this report. In considering any investments you should make your own independent assessment and seek your own professional financial and legal advice.



GRAND PRIZE EMAS

dari

BRI DANAREKSA SEKURITAS



[Buka Rekening Sekarang!](#)

[Cek Syarat & Ketentuan](#)

**TERUS TINGKATKAN POIN KALIAN,
PERBESAR KESEMPATAN MENANG**

KEY INDEX PERFORMANCE



FOKUS HARI INI

*Rekomendasi kami pada halaman ini menggunakan proyeksi 1 tahun buku, kecuali ada update perkembangan selanjutnya.

▶ NFC Indonesia (NFCX) : Impressions From Site Visit to VOLTA

VOLTA dapat memproduksi 80-100 unit EV 2-wheeler per hari dan bekerja sama dengan 100 dealer hingga akhir tahun ini yang dapat meningkatkan penjualan. Selain itu, VOLTA melalui Semolis (Sewa Motor Listrik) saat ini menyewakan sepeda motor untuk OJOL dengan biaya IDR40,000 per hari yang tersebar di Jabodetabek dan rencananya akan segera masuk ke Semarang.

Full Report : [Klik disini](#)

▶ Industrial Estate Sector (Overweight: Maintain) : Still Prospective Amid the Election Year

FDI pada 9M22 mencapai USD33tn ditopang oleh produk logam, kertas, dan chemical industries. Kenaikan industri logam didorong oleh adanya pembangunan fasilitas EV dan momen Pemilu akan menjadi penentuan prospek industri ini. Lebih lanjut, Analisis kami memperkirakan sektor data center masih diminati pada tahun 2023 dengan DMAS sebagai top picks.

Full Report : [Klik disini](#)

▶ Sarana Menara Nusantara (TOWR, BUY, TP IDR2,000) : Solid 3Q22 Topline

TOWR memperoleh pendapatan dan margin ebitda yang meningkat masing-masing sebesar +3.5% QoQ dan 85.9% pada 3Q22 ditopang oleh kenaikan bisnis non-menara. Selain itu dari sisi bottomline mengalami peningkatan sebesar +3.6% QoQ meskipun secara YTD 9M22 berada dibawah perkiraan karena tingginya beban keuangan.

Source : BRI Danareksa Sekuritas

▶ Adaro Minerals Indonesia (ADMR) : Penambahan Modal Anak Usaha

ADMR melalui anak usahanya PT Adaro Baterai Indonesia (ABI) melakukan penambahan modal kepada PT Adaro Indo Aluminium senilai IDR1.5tn atau USD100.77mn. Transaksi ini dilakukan untuk mendukung kebutuhan pasokan aluminium kepada Hyundai Motor Company sebagai komitmen untuk netralisasi karbon.

Source : Bisnis Indonesia

▶ Corporate Action

1. Public Expose : TOBA, DYAN, POLY
2. RUPS : VICO, FASW
3. Cum Date Cash Dividend : BBKA (PT Bank Central Asia Tbk), Price : IDR35
4. Ex Date Cash Dividend : -
5. Rights Issue : -
6. IPO Bookbuilding : -
7. IPO Pooling :

•NINE (PT Techno9 Indonesia Tbk)

Pooling Period : 28 November – 01 Desember 2022, Price Range : IDR75

•MMIX (PT Multi Medika Internasional Tbk)

Pooling Period : 30 November – 02 Desember 2022, Price Range : IDR190

Domestic & Sectoral

	Price	1D	1W	1M	YTD
IDX	7,081.31	0.99%	0.39%	-0.25%	7.59%
JKIDX30	527.31	1.09%	0.43%	-1.05%	6.08%
LQ45	1,008.28	1.31%	0.98%	-0.58%	8.25%
JKNONCYC	744.99	0.89%	1.97%	1.32%	12.18%
JKINFRA	894.06	-0.17%	-1.65%	-4.89%	-6.80%
JKHEALTH	1,537.02	1.20%	4.29%	2.19%	8.24%
JKCYCLIC	894.72	0.45%	0.68%	3.01%	-0.63%
JKINDUST	1,246.26	0.64%	1.34%	-2.17%	20.22%
JKTECHNO	5,896.17	-1.81%	-10.27%	-8.61%	-34.45%
JKTRANS	1,775.28	-0.13%	-1.90%	-3.82%	11.00%
JKENERGY	2,078.75	0.33%	-0.40%	0.45%	82.43%
JKBASIC	1,284.28	0.31%	-0.29%	1.27%	4.04%
JKFINANCE	1,509.34	1.80%	0.78%	0.53%	-1.15%
JKII	608.47	0.10%	0.10%	-1.60%	8.27%
JKISSI	209.01	0.35%	0.31%	0.62%	10.58%

Global

Dow Jones	34,589.77	2.18%	1.15%	5.67%	-4.81%
S&P 500	4,080.11	3.09%	1.31%	5.38%	-14.39%
NASDAQ	11,468.00	4.41%	1.62%	4.37%	-26.70%

EIDO, VIX & DXY

EIDO	23.77	1.97%	2.28%	0.08%	3.48%
VIX	20.58	-5.98%	1.13%	-20.48%	19.51%
DXY	105.922	-0.79%	-0.04%	-4.93%	10.85%

Europe

FTSE	7,573.05	0.81%	1.44%	6.74%	2.55%
GDAXI	14,397.04	0.29%	-0.21%	8.63%	-9.37%
CAC40	6,738.55	1.04%	0.89%	7.53%	-5.79%

Asean & Regional

Thailand (SET)	1,635.36	0.68%	0.67%	1.65%	-1.34%
Malaysia (KLCI)	1,488.80	0.80%	3.14%	1.95%	-5.02%
China (SSEC)	3,151.34	0.05%	1.76%	8.91%	-13.42%
Hong Kong (HSI)	18,597.23	2.16%	6.13%	26.62%	-20.52%
Singapore (STI)	2,589.65	2.00%	0.09%	-0.30%	-19.63%
Japan (N225)	27,968.99	-0.21%	-0.52%	1.38%	-2.86%
Korea (KS11)	2,472.53	1.61%	2.25%	7.80%	-16.96%

CURRENCY AND BOND YIELD

	Rate	1D	1W	1M	YTD
USD/IDR	15,731.5	-0.05%	0.29%	0.88%	10.40%
USD/JPY	138.04	0.03%	-0.85%	-7.15%	19.98%
EUR/USD	1.0404	-0.01%	-0.13%	5.27%	-8.48%
GBP/USD	1.2064	-0.01%	-0.18%	5.11%	-10.90%
ID10YR	7.048	1.42%	0.27%	-6.54%	10.68%
US10YR	3.611	-3.66%	-2.11%	-10.84%	138.85%

COMMODITY

	Price	1D	1W	1M	YTD
Nickel	26,928.50	0.25%	2.42%	23.47%	29.73%
Coal	389.00	4.15%	14.59%	11.42%	134.08%
Gold	1,782.90	1.09%	2.14%	8.67%	-2.56%
Silver	22.395	4.47%	4.81%	17.13%	-4.10%
Copper	3.7840	3.97%	4.57%	12.70%	-13.81%
Tin	22,788.00	1.94%	3.45%	29.25%	-41.36%
Palm Oil	4.236	0.05%	1.56%	6.25%	-20.55%
Oil (Brent)	86.75	2.97%	1.89%	-8.52%	11.53%
Oil (WTI)	80.49	2.93%	3.27%	-6.98%	7.02%

Source : investing.com, Barchart



Trading Ideas

oleh Hadyatma Dahna Marta – Trading & Investment Specialist

Composite Daily



S2	S1	R1	R2
7,000	7,065	7,129	7,174

Last Price : 7,081

- IHSG diprediksi bergerak mixed cenderung menguat terbatas
- Indikator MACD positif konsolidasi
- Indikator Stochastic netral menguat
- Indikator RSI netral menguat

BBTN – Trading Buy



TP1	TP2	SL1	SL2
1,550	1,565	1,520	1,510

Last Price : 1,535

Trading Range : 1,510 – 1,565

- Volume transaksi meningkat diatas rata-rata
- Indikator MACD positif menguat
- Indikator Stochastic netral melemah
- Indikator RSI netral menguat

INDY – Trading Buy



TP1	TP2	SL1	SL2
2,930	2,960	2,880	2,860

Last Price : 2,900

Trading Range : 2,860 – 2,960

- Volume transaksi meningkat diatas rata-rata
- Indikator MACD positif menguat
- Indikator Stochastic netral melemah
- Indikator RSI netral menguat menuju overbought

MEDC – Trading Buy



TP1	TP2	SL1	SL2
1,085	1,105	1,045	1,025

Last Price : 1,065

Trading Range : 1,025 – 1,105

- Volume transaksi meningkat diatas rata-rata
- Indikator MACD negatif melemah
- Indikator Stochastic netral menguat
- Indikator RSI netral menguat

ASSA - Sell



TP1	TP2	SL1	SL2
845	830	890	915

Last Price : 860

Trading Range : 830 - 915

- Volume transaksi meningkat diatas rata-rata
- Indikator MACD negatif melemah
- Indikator Stochastic netral melemah menuju oversold
- Indikator RSI netral melemah menuju oversold

ARTO - Sell



TP1	TP2	SL1	SL2
4,500	4,420	4,730	4,870

Last Price : 4,590

Trading Range : 4,420 – 4,870

- Volume transaksi meningkat diatas rata-rata
- Indikator MACD negatif menguat
- Indikator Stochastic oversold
- Indikator RSI oversold

STOCK PICK

TREND TRADE						
Code	Action	Call Price	Last Price	Target Price	Stop Loss	Remarks
BRMS	BUY	187	183	264	164	Cup and Handle Potentially Day 18
PGAS	BUY	1.875	1.880	2.000	1.765	Bullish Trend Day 5
*AGII	BUY	2.270	2.270	2.500	2.100	Bullish Trend Day 1
*BBTN	BUY	1.535	1.535	1.630	1.490	Symetrical Triangle Day 1

Catatan:

Trend Trade/Minor Trend memiliki rentang waktu hold position dalam 30 hari. *rekomendasi baru
Call Price adalah harga pada saat rekomendasi dikeluarkan

SWING TRADE						
Code	Action	Call Price	Last Price	Target Price	Stop Loss	Remarks
ABBA	BUY	192	177	214	171	Double Bottom Potentially Day 9
RMKE	BUY	1.030	975	1.110	940	Symetrical Triangle Day 6
DMMX	BUY	1.185	1.190	1.390	1.070	Double Bottom Potentially Day 4
*DRMA	BUY	675	675	715	650	Double Bottom Potentially Day 1

Catatan:

Swing Trade memiliki rentang waktu hold position dalam 3-10 hari. *rekomendasi baru
Call Price adalah harga pada saat rekomendasi dikeluarkan



















DAY TRADE										
NO	CODE	LAST PRICE	PREV DAY	Δ	% CHG	ACTION	TP1	TP2	SL1	SL2
1	BBTN	1535	1525	10	0,66%	BUY	1.550	1.565	1.520	1.510
2	INDY	2900	2890	10	0,35%	BUY	2.930	2.960	2.880	2.860
3	MEDC	1065	1055	10	0,95%	BUY	1.085	1.105	1.045	1.025
4	BRMS	183	179	4	2,23%	BUY	185	186	180	176
5	INCO	7375	7300	75	1,03%	BUY	7.450	7.525	7.275	7.200
6	PGAS	1880	1860	20	1,08%	BUY	1.910	1.940	1.855	1.830
7	ELSA	328	326	2	0,61%	BUY	332	336	324	322
8	IMAS	950	915	35	3,83%	BUY	970	990	920	895
9	ASSA	860	890	-30	-3,37%	SELL	845	830	890	915
10	ARTO	4590	4690	-100	-2,13%	SELL	4.500	4.420	4.730	4.870
11	BABP	119	127	-8	-6,30%	SELL	115	112	126	134
12	MARI	138	148	-10	-6,76%	SELL	134	130	146	154
13	WMUU	100	102	-2	-1,96%	SELL	99	98	102	104
14	CENT	144	154	-10	-6,49%	SELL	139	134	154	164
15	ACES	500	520	-20	-3,85%	SELL	488	478	520	540

Keterangan Day Trade Stock Pick :

1. Data kumpulan saham diambil dari BRIDS Technical Universe
2. Data diurutkan berdasarkan value transaksi terbesar selama 20 hari bursa terakhir
3. SL1 (Stop Loss 1) = Batas bawah pertama yang direkomendasikan untuk melakukan CUT LOSS
4. SL2 (Stop Loss 2) = Batas bawah kedua yang direkomendasikan untuk melakukan CUT LOSS
5. TP1 (Target Price 1) = Batas atas pertama yang direkomendasikan untuk melakukan TAKE PROFIT
6. TP2 (Target Price 2) = Batas atas kedua yang direkomendasikan untuk melakukan TAKE PROFIT



Sales Team

Ferdi Armand Hanafi*Head - Retail Customer Distribution* ferdi.hanafi@bridanareksasekuritas.co.id (021) 50914100**I Wayan Satia Jaya***Branch Manager - Coordinator* Palembang, Depok satia@bridanareksasekuritas.co.id (021) 78849149**Rudy Ruslim***Branch Manager* Mangga Dua rudyr@bridanareksasekuritas.co.id (021) 62301988**Upik Yuzarni***Branch Manager* Bumi Serpong Damai (BSD) upik_y@bridanareksasekuritas.co.id (021) 29555777**Rachma Yudyawati***Branch Manager* Surabaya, Malang rachma@bridanareksasekuritas.co.id (031) 5345888**Yahuda Nawa Yanukrisna***Branch Manager* Yogyakarta, Solo, Semarang yahuda@bridanareksasekuritas.co.id (0274) 551181**Umar Bin Aziz***Branch Manager* Makassar umarba@bridanareksasekuritas.co.id (0411) 8114011**Martha Hidayat***Branch Manager* Medan marthah@bridanareksasekuritas.co.id (061) 4528100